

VP Ellipsis by Tree Surgery

Extended Version

Katrin Erk Alexander Koller
erk@ps.uni-sb.de / koller@coli.uni-sb.de
Saarland University, Saarbrücken, Germany

April 12, 2001

Abstract

We present *jigsaw parallelism constraints*, a flexible formal tool for replacing parts of trees with other trees. Jigsaw constraints extend the Constraint Language for Lambda Structures, a language used in underspecified semantics to declaratively describe scope, ellipsis, and their interaction, and can be used to improve the coverage of ellipses represented by CLLS.

Keywords: tree descriptions, ellipsis, underspecified semantics

1 Introduction

In this paper, we define *jigsaw parallelism constraints*, a versatile tool for replacing parts of trees and λ -terms. Jigsaw constraints are a generalization of the *parallelism constraints* defined in the framework of the Constraint Language for Lambda Structures (CLLS, Egg et al. 2001). CLLS is a logical language interpreted over tree-like structures which can be applied to underspecified semantics.

CLLS has been used for declarative underspecified descriptions of the meaning of scope, simple anaphora, reinterpretation in lexical semantics (Koller et al. 2000), and simple ellipses. Inspired by the semantic approaches to ellipsis based on higher-order logic (Dalrymple et al. 1991; Crouch 1995; Gardent and Kohlhase 1996), the ellipsis theory in the CLLS framework operates on a λ -term representing the meaning of the sentence, and then replaces the meaning of the parallel element in the source sentence by the meaning of the one in the target sentence. Unlike the HOU-based approaches, this replacement applies directly to specific nodes in a tree encoding of the term; different occurrences of subterms are automatically kept apart.

While this approach can account for quite a few examples from the literature, as

well as their interactions with anaphora and scope, there are ellipses that cannot be handled in CLLS (but can in principle be handled by some of the other approaches). The second contribution of this paper is to show how jigsaw parallelism can handle these examples. This is possible because jigsaw parallelism allows a much finer specification of which parts of the tree should be replaced.

The paper is structured as follows. In Section 2, we give a very brief introduction to the framework of CLLS. Section 3 sketches how ellipses are usually analyzed in CLLS, and presents some examples that CLLS cannot handle. Then we define jigsaw parallelism in Section 4 and show how to account for the problematic sentences in Section 5. Section 6 concludes the paper, presents some thoughts on the processing of jigsaw parallelism constraints, and sketches an application of the tree surgery made possible by jigsaw parallelism to TAG.

2 The Constraint Language for Lambda Structures

The jigsaw parallelism constraints we want to define below are a conservative extension of the Constraint Language for Lambda Structures (CLLS) and generalize the *parallelism constraints* provided there. We give the briefest possible overview of CLLS; for a more careful introduction (and clean definitions), see (Egg et al. 2001).

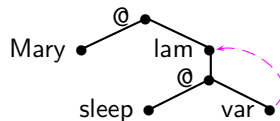


Figure 1: Lambda structure representing the λ -term $\text{Mary}(\lambda x.\text{sleep}(x))$.

CLLS is a language used for the partial description of *lambda structures*, which can be used to encode λ -terms. Lambda structures are ordinary trees which have been enriched by two partial functions λ (which models variable binding) and *ante* (which models anaphoric reference). An example, encoding the λ -term $\text{Mary}(\lambda x.\text{sleep}(x))$, is shown in Fig. 1. Application is represented as the binary label @. Abstraction and bound variables are represented using the labels *lam* and *var*, and the λ -binding function (indicated by the dashed arrow) is used to indicate which variable is bound by which binder.

The syntax of CLLS is defined as follows; X, Y , etc. are variables which denote nodes in a lambda structure; A and B are explained below.

$$\begin{aligned} \varphi \quad ::= & \quad X:f(X_1, \dots, X_n) \mid X \triangleleft^* Y \mid A \sim B \\ & \quad \mid \quad \lambda(X)=Y \mid \text{ante}(X) = Y \mid \varphi \wedge \varphi' \end{aligned}$$

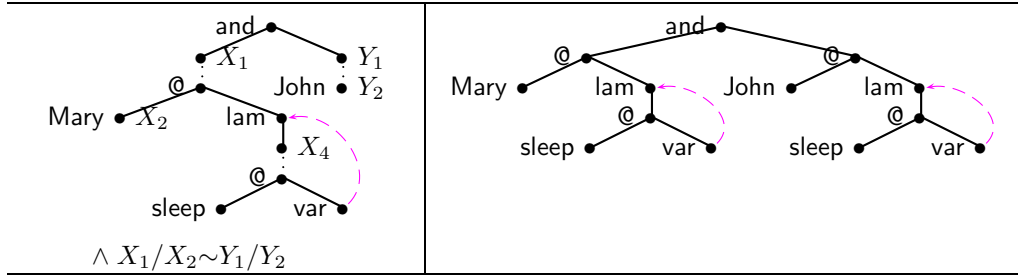


Figure 2: A parallelism constraint for (1) and a lambda structure that satisfies it.

That is, a CLLS formula or *constraint* is a conjunction of atomic literals; it is satisfied by a lambda structure and a variable assignment iff all these literals are satisfied in the following sense. A *labeling literal* $X:f(X_1, \dots, X_n)$ is satisfied iff X denotes a node with label f and children that are denoted by X_1, \dots, X_n . A *dominance literal* $X \triangleleft^* Y$ is satisfied iff X denotes a (reflexive, transitive) ancestor of Y in the lambda structure. The *binding literals* $\lambda(X)=Y$ and $\text{ante}(X)=Y$ are satisfied iff the respective binding functions map the denotation of X to the denotation of Y .

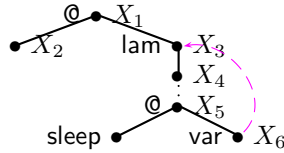


Figure 3: A CLLS constraint satisfied by the structure in Fig. 1.

We usually draw constraints as *constraint graphs*, as in Fig. 3. The nodes in this graph stand for variables in a constraint and the edges and labels represent different types of literals. This particular graph represents a constraint that starts $X_1:@(X_2, X_3) \wedge X_4 \triangleleft^* X_5 \wedge \lambda(X_6)=X_3 \wedge \dots$ and, incidentally, is satisfied by the lambda structure in Fig. 1.

The most complex, and for this paper the most important, literal is *parallelism* $A \sim B$. In the original definition, A and B are terms of the form X/Y . This term denotes a *segment* of the lambda structure: a pair u/v of a *root* u and a *hole* v such that $u \triangleleft^* v$ holds. Such a pair specifies a part of the lambda structure, namely all nodes which are below u , but not below v . We write

$$\begin{aligned} \mathbf{b}^-(u/v) &:= \{w \mid u \triangleleft^* w, \text{ but not } v \triangleleft^* w\} \\ \mathbf{b}(u/v) &:= \mathbf{b}^-(u/v) \cup \{v\} \end{aligned}$$

Two segments are considered parallel iff a *correspondence function* between them exists and certain conditions on binding hold, which we cannot go into here due to lack of space.

Definition 1 A correspondence function *between two tree segments* u/u' and v/v' is a bijective mapping $c : \mathbf{b}(u/u') \rightarrow \mathbf{b}(v/v')$ such that for all nodes $w \in \mathbf{b}^-(u/u')$ and every label f of arity n it holds that:

$$w:f(w_1, \dots, w_n) \Leftrightarrow c(w):f(c(w_1), \dots, c(w_n)).$$

3 VP Ellipsis in CLLS

Now we briefly sketch how parallelism constraints are used to model ellipses. We consider the sentence (1), which is analyzed as the left-hand graph in Fig. 2. A lambda structure satisfying this constraint is shown on the right.

- (1) Mary sleeps. John does too.

A correspondence function between the two segments can only exist if all nodes below X_1 have copies below Y_1 . Except for X_2 (which is the hole), each copy must have the same label as the original. X_2 must correspond to Y_2 , which has the label *John*.

Thus, parallelism constraints allow a very tight control over the copying process; different occurrences of *Mary*-labeled nodes are kept strictly apart, and no equivalent of a primary occurrence restriction is needed. As Egg et al. (2001) show, this analysis can deal with a large class of examples from the literature, including e.g. interactions with scope (Hirschbühler 1982) and antecedent-contained deletion. As for processing complexity, satisfiability of parallelism constraints is equivalent to context unification, whose decidability is unknown. Semi-decision procedures exist (Erk et al. 2001), and decidability of a linguistically relevant fragment is conjectured.

However, there are some examples which are a problem for CLLS.

- (2) John went to the station, and every student did too, on a bike.
 (3) Every man kissed his wife before John did.

The first sentence exhibits a scope ambiguity between “every student” and “a bike”. The straightforward CLLS description excludes the weaker reading, as “on a bike” does not correspond to anything in the source sentence. In the second sentence, the parallelism constraint forces “every man”, the parallel element in the source clause, to be dominated by the root of the source clause. Thus, the reading where “every man” outscopes “before” is lost.

4 Jigsaw Parallelism

To represent these examples, we generalize ordinary CLLS parallelism to *jigsaw parallelism*, which allows much more fine-grained surgery of a lambda structure. We will first define jigsaw parallelism and then show how the two examples above can be represented in the next section.

Jigsaw parallelism generalizes ordinary parallelism in two ways. First, segments α, γ are now allowed to have an arbitrary number (even 0) holes. Two distinct holes u, v of a segment α have to lie in disjoint positions, i.e. neither $u \triangleleft^* v$ nor $v \triangleleft^* u$ may hold in the lambda structure. We write $r(\alpha)$ for the root and $hs(\alpha)$ for the set of holes of α . $\mathbf{b}(\alpha)$ and $\mathbf{b}^-(\alpha)$ generalize straightforwardly; we also write $\mathbf{i}(\alpha)$ for $\mathbf{b}^-(\alpha) - \{r(\alpha)\}$. We call α a *singleton* iff $|\mathbf{b}(\alpha)| = 1$. We say that segments α, β *overlap properly* iff either $\mathbf{b}^-(\alpha) \cap \mathbf{b}^-(\beta) \neq \emptyset$, or α is a singleton with $r(\alpha) \in \mathbf{i}(\beta)$.

More interestingly, jigsaw parallelism allows us to exempt parts of segments from the parallelism condition; we “cut out” smaller segments from the larger, parallel one. In the simplest case (with a single removed segment), the result is as defined below.

(We write $u \triangleleft^+ v$ if $u \triangleleft^* v$ but not $v \triangleleft^* u$.)

Definition 2 *Let α, γ be segments of the same lambda structure. Then $\alpha - \gamma$ is a set of segments defined as follows.*

1. $\alpha - \gamma = \{\}$ if $\mathbf{b}(\alpha) \subseteq \mathbf{b}(\gamma)$.
2. $\alpha - \gamma = \{\alpha\}$ if either α and γ do not overlap properly, or α is a singleton with $\mathbf{b}(\alpha) \not\subseteq \mathbf{b}(\gamma)$.
3. For non-singleton α to which the first two cases do not apply, let

$$\begin{aligned} \mathbf{ro}(\alpha - \gamma) &= (\{r(\alpha)\} - \mathbf{b}^-(\gamma)) \cup (hs(\gamma) \cap \mathbf{i}(\alpha)) \\ \mathbf{ho}(\alpha - \gamma) &= (hs(\alpha) - \mathbf{i}(\gamma)) \cup (\{r(\gamma)\} \cap \mathbf{i}(\alpha)) \end{aligned}$$

for $u \in \mathbf{ro}(\alpha - \gamma)$,

$$\mathbf{h-of}(u, \alpha - \gamma) = \{v \in \mathbf{ho}(\alpha - \gamma) \mid u \triangleleft^+ v \text{ and } \nexists u' \in \mathbf{ro}(\alpha - \gamma) \text{ such that } (u \triangleleft^+ u' \triangleleft^+ v)\}$$

Then

$$\alpha - \gamma = \{u_0/u_1, \dots, u_n \mid u_0 \in \mathbf{ro}(\alpha - \gamma), \quad u_1, \dots, u_n \text{ are the members of } \mathbf{h-of}(u_0, \alpha - \gamma) \text{ ordered left to right}\}.$$

In the definition, α is broken into pieces by cutting out γ (hence the name). No two members of $\alpha - \gamma$ overlap properly; all are contained within α , and together with γ , they cover all of α .

Lemma 1 *For all segments α, γ of a lambda structure, $\alpha - \gamma$ is a set of segments that do not overlap properly.*

Proof. Only the third case of Def. 2 is of interest here. If the root of each segment in $\alpha - \gamma$ is in $hs(\gamma) \cap i(\alpha)$, then the segments lie in disjoint positions. Now suppose $\alpha - \gamma$ contains a segment α_1 with $r(\alpha_1) = r(\alpha) \notin \mathbf{b}^-(\gamma)$. If $\alpha - \gamma$ contains another segment α_2 besides α_1 , then we must have $r(\alpha_2) \in hs(\gamma) \cap i(\alpha)$. Suppose α_1 and α_2 properly overlap, then $r(\alpha_1) \triangleleft^+ r(\alpha_2)$. As $r(\alpha) \notin \mathbf{b}^-(\gamma)$ but $r(\alpha)$ dominates a hole of γ , we must have $r(\alpha_1) \triangleleft^+ r(\gamma)$. So we get $r(\gamma) \in i(\alpha)$ since $r(\alpha_2) \in i(\alpha)$. Thus, $r(\gamma) \in \mathbf{ho}(\alpha - \gamma)$ and also $r(\gamma) \in \mathbf{h-of}(r(\alpha_1), \alpha - \gamma)$ since it cannot be dominated by any other element of $\mathbf{ro}(\alpha - \gamma)$. Which means that α_1 and α_2 do not properly overlap, after all. \square

This is even true of $\{\gamma\} \cup (\alpha - \gamma)$: the only interesting case is the one where $\alpha - \gamma$ contains a segment α_1 with $r(\alpha_1) - r(\alpha) \notin \mathbf{b}^-(\gamma)$. Suppose α_1 and γ overlap properly, then $r(\alpha_1) \triangleleft^* r(\gamma)$. If $r(\gamma) \notin \mathbf{ho}(\alpha - \gamma)$, then there must be some $u \in hs(\alpha) \cap \mathbf{h-of}(r(\alpha_1), \alpha - \gamma)$ dominating it. If $r(\gamma) \in \mathbf{ho}(\alpha - \gamma)$, then it is in $\mathbf{h-of}(r(\alpha_1), \alpha - \gamma)$ since $r(\alpha_1) \notin \mathbf{b}^-(\gamma)$.

Lemma 2 *Let $\alpha - \gamma = \{\alpha_1, \dots, \alpha_n\}$. Then $\bigcup_{i=1}^n \mathbf{b}(\alpha_i) \subseteq \mathbf{b}(\alpha)$.*

Proof. Again, we need only consider the third case of Def. 2. By the definition of $\mathbf{ro}(\alpha - \gamma)$, $\alpha - \gamma$ contains no segments the root of which strictly dominates $r(\alpha)$. It remains to check that no segment of $\alpha - \gamma$ extends below a hole of α .

Let $u \in hs(\alpha)$ with $u \notin \mathbf{ho}(\alpha - \gamma)$. Then $u \in i(\gamma)$, so $r(\gamma) \triangleleft^+ u$. Let $v \in \mathbf{ro}(\alpha - \gamma)$ with $v \triangleleft^* u$. Then $v \notin hs(\gamma)$ by the definition of 'interior'. If $v = r(\alpha)$ then $v \notin \mathbf{b}^-(\gamma)$ so $v \triangleleft^+ r(\gamma)$ and $r(\gamma) \in i(\alpha)$. So $r(\gamma) \in \mathbf{h-of}(v, \alpha - \gamma)$, and the segment beginning at v ends above u already.

Now suppose $u \in hs(\alpha)$ with $u \in \mathbf{ho}(\alpha - \gamma)$. If there is some $v \in hs(\gamma) \cap \mathbf{ro}(\alpha - \gamma)$ with $r(\alpha) \triangleleft^+ v \triangleleft^* u$, then $u \in \mathbf{h-of}(v, \alpha - \gamma)$ since $v \in i(\alpha)$. Otherwise, $u \in \mathbf{h-of}(r(\alpha), \alpha - \gamma)$: we have $r(\alpha) \triangleleft^+ u$ since α is nonempty. \square

Lemma 3 *Let $\alpha - \gamma = \{\alpha_1, \dots, \alpha_n\}$. Then $\mathbf{b}(\alpha) \subseteq \mathbf{b}(\gamma) \cup \bigcup_{i=1}^n \mathbf{b}(\alpha_i)$.*

Proof. As above, we need only consider the third case of Def. 2. Suppose $u \in \mathbf{b}(\alpha) - \bigcup_{i=1}^n \mathbf{b}(\alpha_i)$ and $u \notin \mathbf{b}(\gamma)$. Then $r(\alpha) \triangleleft^* u$. There are two cases.

Either $r(\alpha) \in \mathbf{b}^-(\gamma)$. Then there must be some $v \in hs(\gamma)$ such that $v \triangleleft^+ u$. Then $v \in i(\alpha)$, so there exists some $j \in \{1, \dots, n\}$ with $v = r(\alpha_j)$. As $u \notin \mathbf{b}(\alpha_j)$, there must be some $w \in hs(\alpha_j)$ with $w \triangleleft^+ u$. But then by the definition of $\mathbf{ho}(\alpha - \gamma)$, we must have $w \in hs(\alpha)$, hence $u \notin \mathbf{b}(\alpha)$, a contradiction.

The other case is $r(\alpha) \notin \mathbf{b}^-(\gamma)$. Then there exists some segment $\alpha_1 \in (\alpha - \gamma)$ with $r(\alpha_1) = r(\alpha)$. We have $u \notin \mathbf{b}(\alpha_1)$ so there must be some $v \in hs(\alpha_1)$ with $v \triangleleft^+ u$. Since $u \in \mathbf{b}(\alpha)$, it must hold that $v \notin hs(\alpha)$, so $v = r(\gamma) \in i(\alpha)$. Now $u \notin \mathbf{b}(\gamma)$, and we can proceed as in the previous case and get a contradiction the same way. \square

The definition can be extended to cut out multiple segments from α . Let $\alpha_1, \dots, \alpha_n, \gamma$ be segments of the same λ -structure such that for all $1 \leq i < j \leq n$, α_i and α_j do not properly overlap. Then $\{\alpha_1, \dots, \alpha_n\} - \gamma := \bigcup_{i=1}^n \alpha_i - \gamma$.

Definition 3 Let $\alpha, \gamma_1, \dots, \gamma_n$ be segments of the same λ -structure. Then $\omega = \alpha - (\gamma_1, \dots, \gamma_n) := \left(((\alpha - \gamma_1) - \gamma_2) \dots \right) - \gamma_n$ is a jigsaw segment.

We call the elements of ω *alpha segments* for short, and we call the excluded segments *gamma segments*. Also, we write $\mathbf{b}(\omega) = \bigcup_{\alpha' \in \omega} \mathbf{b}(\alpha')$. The above observations on overlap and coverage still hold. Also, the order in which gamma segments are subtracted does not matter.

Lemma 4 Let $\alpha_1, \dots, \alpha_n, \gamma_1, \gamma_2$ be segments of the same lambda structure such that for all $1 \leq i < j \leq n$, α_i and α_j do not properly overlap. Then

$$(\{\alpha_1, \dots, \alpha_n\} - \gamma_1) - \gamma_2 = (\{\alpha_1, \dots, \alpha_n\} - \gamma_2) - \gamma_1$$

Proof. We write $\omega_i = \{\alpha_1, \dots, \alpha_n\} - \gamma_i$, $i = 1, 2$, for short. Let $\alpha' \in (\omega_1 - \gamma_2)$. We have to show that $\alpha' \in (\omega_2 - \gamma_1)$ holds as well. As $\alpha' \in (\omega_1 - \gamma_2)$, there must be some $\alpha'' \in \omega_1$ with $\alpha' \in (\alpha'' - \gamma_2)$ and some k , $1 \leq k \leq n$, with $\alpha'' \in (\alpha_k - \gamma_1)$.

Suppose $\alpha'' = \alpha_k$. Then α_k and γ_1 do not overlap properly, and neither do α' and γ_1 . So $\alpha' \in (\alpha_k - \gamma_2)$ and also $\alpha' \in ((\alpha_k - \gamma_2) - \gamma_1)$.

Now suppose otherwise. W.l.o.g. we consider the case that $r(\alpha'') = r(\alpha_k)$ but $r(\gamma_1) \in \text{hs}(\alpha'')$. (The case where $r(\alpha'') \in \text{hs}(\gamma_1)$ and $\text{hs}(\alpha'') \subseteq \text{hs}(\alpha_k)$ is analogous.)

If $r(\gamma_1) \notin \mathbf{b}(\alpha')$, then $\alpha' \in \omega_2$ already, and α' and γ_1 do not overlap properly, so $\alpha' \in (\omega_2 - \gamma_1)$. Now suppose $r(\gamma_1) \in \mathbf{b}(\alpha')$. If additionally $\mathbf{b}(\gamma_2) \cap \mathbf{b}(\alpha') = \emptyset$, then $\alpha' = \alpha''$ and there are two possibilities: either γ_2 does not properly overlap α_k , i.e. $\alpha_k \in \omega_2$, so $\alpha' \in (\omega_2 - \gamma_1)$; or $r(\gamma_1) \triangleleft^* r(\gamma_2)$ and there exists a segment $\alpha''' \in \omega_2$ with $r(\gamma_2) \in \text{hs}(\alpha''')$ and $\alpha' \in (\alpha''' - \gamma_1)$.

Now suppose $r(\gamma_1) \in \mathbf{b}(\alpha')$ as well as $\mathbf{b}(\gamma_2) \cap \mathbf{b}(\alpha') \neq \emptyset$. Then there are two possibilities: either $r(\gamma_1) = r(\gamma_2)$ and $\alpha'' = \alpha' \in \omega_2$ as well as $\alpha' \in (\omega_2 - \gamma_1)$; or γ_1, γ_2 do not overlap properly, that is, they subtract pieces of α_k that do not overlap properly either, so the order in which the two subtractions take place does not matter. \square

Lemma 5 Let $\omega = \alpha - (\gamma_1, \dots, \gamma_n)$. Lemmas 3 and 2 scale up:

1. $\mathbf{b}(\omega) \subseteq \mathbf{b}(\alpha)$.
2. $\mathbf{b}(\alpha) \subseteq \bigcup_{i=1}^n \mathbf{b}(\gamma_i) \cup \mathbf{b}(\omega)$.

Proof.

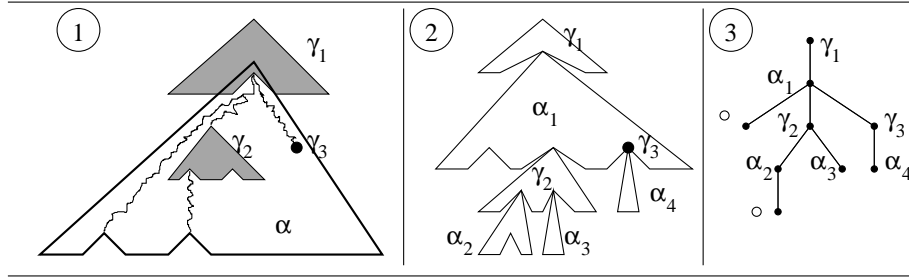


Figure 4: Jigsaw segments and alpha-gamma trees.

1. Suppose the first claim is true for $\alpha - (\gamma_1, \dots, \gamma_\ell) = \{\alpha'_1, \dots, \alpha'_k\}$ for some ℓ , $1 \leq \ell < n$. Then for each $1 \leq i \leq k$, $\mathbf{b}(\alpha'_i - \gamma_{\ell+1}) \subseteq \mathbf{b}(\alpha'_i)$ by Lemma 2. Hence, $\mathbf{b}(\alpha - (\gamma_1, \dots, \gamma_{\ell+1})) \subseteq \mathbf{b}(\alpha - (\gamma_1, \dots, \gamma_\ell)) \subseteq \mathbf{b}(\alpha)$.
2. Suppose the second claim is true for $\alpha - (\gamma_1, \dots, \gamma_\ell) = \{\alpha'_1, \dots, \alpha'_k\}$ for some ℓ , $1 \leq \ell < n$. Then for each $1 \leq i \leq k$, $\mathbf{b}(\alpha'_i) \subseteq \mathbf{b}(\gamma_{\ell+1}) \cup \mathbf{b}(\alpha'_i - (\gamma_1, \dots, \gamma_{\ell+1}))$ by Lemma 3. Hence, $\mathbf{b}(\alpha) \subseteq \bigcup_{i=1}^{\ell+1} \mathbf{b}(\gamma_i) \cup \mathbf{b}(\alpha - (\gamma_1, \dots, \gamma_{\ell+1}))$.

□

The process of cutting out gamma segments is illustrated in Fig. 4. (1) is a schematic diagram of a segment α with two holes, from which segments $\gamma_1, \gamma_2, \gamma_3$ are being cut out. γ_1 overlaps only partially with α , and γ_3 is a singleton segment. If we compute the set $\{\alpha_1, \alpha_2, \alpha_3, \alpha_4\} = \alpha - (\gamma_1, \gamma_2, \gamma_3)$ according to Def. 3, we obtain a picture as in (2): α is cut along the gammas. Note that adjacent segments generally share a node, which is the root of one and a hole of the other segment.

The way that the alpha and gamma segments are plugged into each other is represented in the *alpha-gamma tree* shown in (3). An alpha-gamma tree is a tree which contains exactly one node with label α_i for each i , at most one node with label γ_i for each i , and nodes with label \bullet for holes outside $\mathbf{b}^-(\alpha)$ of alpha or gamma segments (in Fig. 4 represented as \circ). The children of each node are the segments plugged into the holes of the corresponding segment, in the correct left-to-right order.

Definition 4 Let $\omega = \alpha - (\gamma_1, \dots, \gamma_n)$ be a jigsaw segment of a lambda structure. Let $\mathcal{S} = \omega \cup \{\gamma_i \mid i \in \{1, \dots, n\}, \gamma_i \text{ and } \alpha \text{ overlap properly}\}$. Then a tree θ is an alpha-gamma tree for ω iff

1. the nodes in θ all bear labels from the set $\mathcal{S} \cup \{\bullet\}$;

2. for all $\beta \in \mathcal{S}$, there is exactly one node labeled β in θ ;
3. for all $\beta \in \mathcal{S}$, the node labeled β has exactly $|hs(\beta)|$ children;
4. if a node labeled β has as its i -th child a node labeled β' , then the i -th hole of the segment β (in left-to-right order) is $r(\beta')$; if a node labeled β has as its i -th child a node labeled \bullet , then the i -th hole of β is not in $\mathbf{b}^-(\alpha)$.

If the gamma segments do not overlap properly, such an alpha-gamma tree always exists. If they exist, alpha-gamma trees are unique up to permutations of equal singleton gamma segments.

Lemma 6 *Let $\omega = \alpha - (\gamma_1, \dots, \gamma_n)$ be a jigsaw segment of a lambda structure such that for all $1 \leq i < j \leq n$, γ_i and γ_j do not overlap properly. Then ω possesses an alpha-gamma tree.*

Proof. We proceed by induction on n .

$n = 1$: Then $\omega = \alpha - \gamma$. If $\omega = \{\}$ then $\theta = \gamma(\bullet, \dots, \bullet)$ is the only alpha-gamma tree for ω . If $\omega = \{\alpha\}$ then $\theta = \alpha(\bullet, \dots, \bullet)$ is the only alpha-gamma tree for ω .

Now suppose α is not a singleton, and the two first cases of Def. 2 do not apply. Then there exists a single alpha-gamma tree θ for ω , which is constructed as follows: let the holes of α , ordered left to right in the tree, be u_1, \dots, u_m , and the holes of γ , similarly ordered, v_1, \dots, v_ℓ . Suppose there exists some $\alpha_1 \in (\alpha - \gamma)$ with $r(\alpha_1) = r(\alpha)$. Then there exist $1 \leq i < j \leq m$ such that $hs(\alpha_1)$, ordered left to right, is $u_1, \dots, u_i, r(\gamma), u_j, \dots, u_m$. Then θ has the form

$$\alpha_1(\underbrace{\bullet, \dots, \bullet}_{i \text{ times}}, \gamma(\theta_1, \dots, \theta_\ell), \underbrace{\bullet, \dots, \bullet}_{(m-j+1) \text{ times}})$$

for trees $\theta_1, \dots, \theta_\ell$ that we explain below. If, on the other hand, there exists no such α_1 , then θ has the form $\gamma(\theta_1, \dots, \theta_\ell)$ for trees $\theta_1, \dots, \theta_\ell$ that we explain next.

For $1 \leq i \leq \ell$, if $v_i = r(\alpha')$ for some $\alpha' \in \omega$, then $\theta_i = \alpha'(\underbrace{\bullet, \dots, \bullet}_{|hs(\alpha')| \text{ times}})$.

Otherwise, $\theta_i = \bullet$.

$(n - 1) \rightarrow n$: Let θ' be an alpha-gamma tree for $\omega' = \alpha - (\gamma_1, \dots, \gamma_{n-1})$. Such a tree exists by the inductive hypothesis. There are three possibilities: (1) γ_n and α do not overlap properly; or (2) γ_n and α overlap properly, but there exists no $\alpha' \in \omega'$ such that γ_n and α' overlap properly; or (3) there exists exactly one segment $\alpha' \in \omega'$ such that γ_n and α' overlap properly. No further cases exist: any two segments in ω' must be separated by some

γ_i , $1 \leq i \leq n$, otherwise they would not be separate segments, but γ_n does not properly overlap with any other γ_i .

In case (1), θ' is also an alpha-gamma tree for ω . Case (2) implies that γ_n must be a singleton segment, and that there exists some j , $1 \leq j \leq n-1$, such that either (2a) $r(\gamma_n) = r(\gamma_j)$ or (2b) $r(\gamma_n) \in hs(\gamma_j)$. (There may be more than one such j .) In case (2a), θ' contains a subtree $\gamma_j(\theta_j)$ for some θ_j . Replacing this subtree by $\gamma_n(\gamma_j(\theta_j))$, we obtain an alpha-gamma tree for ω . In case (2b), suppose $r(\gamma_n)$ is the i -th hole of γ_j . θ' has a subtree $\gamma_j(\dots, \theta_i, \dots)$, where the root of θ_i is the i -th child of the node labeled γ_j . Replacing θ_i by $\gamma_n(\theta_i)$, we obtain an alpha-gamma tree for ω .

We now consider case (3). Let θ_{new} be the only alpha-gamma tree for $\alpha' - \gamma_n$ constructed as shown above. θ' contains a subtree $\alpha'(\theta_1, \dots, \theta_m)$ for some m and some trees $\theta_1, \dots, \theta_m$. For $1 \leq i \leq m$, let β_i be the label of the root of θ_i . Now for each $\beta \in (\alpha' - \gamma_n) \cup \{\gamma_n\}$, let u be the node in θ_{new} labeled u ; if the j -th hole of β is equal to $r(\beta_i)$, then exchange the j -th child of u by θ_i . (In that case, the j -th child of u must be labeled \bullet in θ_{new} .) Let θ'_{new} be the tree that results from all these substitutions. (Note that if for some $i \in \{1, \dots, m\}$, θ_i did not get picked, then $\theta_i = \bullet$ because γ_n does not overlap any segments of ω' except α' .) Then the tree θ obtained from θ' by replacing the subtree $\alpha'(\theta_1, \dots, \theta_m)$ by θ'_{new} is an alpha-gamma tree for ω .

□

Lemma 7 *Let $\omega = \alpha - (\gamma_1, \dots, \gamma_n)$ be an jigsaw segment which admits two different alpha-gamma trees θ_1, θ_2 . Then θ_2 can be obtained from θ_1 by permuting the singleton γ_i labels.*

Proof. This follows from the proof of the previous lemma: The only case in the construction of an alpha-gamma tree where we had any choice was case (2), the choice of γ_j for the case where γ_n was singleton. □

Now we can use alpha-gamma trees to define *jigsaw correspondence functions*, correspondence functions between jigsaw segments. Two jigsaw segments correspond iff first, gamma segments with the same index are in the same positions in the alpha-gamma trees, and second, alpha segments in the same positions correspond in the ordinary sense.

Definition 5 *A jigsaw correspondence function between jigsaw segments $\omega = \alpha - (\gamma_1, \dots, \gamma_n)$ and $\omega' = \alpha' - (\gamma'_1, \dots, \gamma'_n)$ is a bijective mapping $c : \mathbf{b}(\omega) \rightarrow \mathbf{b}(\omega')$ which satisfies the following conditions:*

1. *There are isomorphic alpha-gamma trees θ, θ' of ω and ω' ; call the (tree) isomorphism h .*

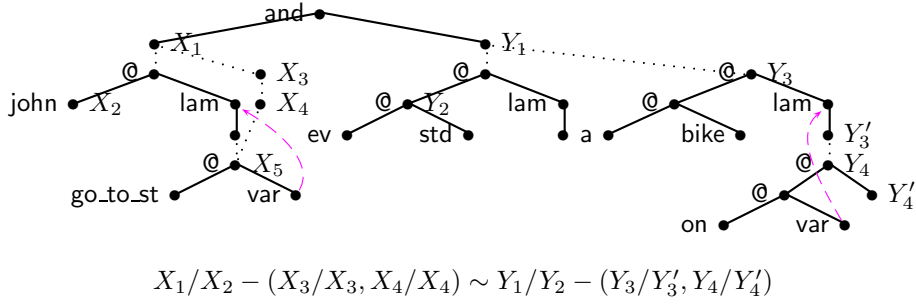


Figure 5: Constraint for sentence (2).

2. Every node u of θ is labeled γ_j iff $h(u)$ is labeled γ'_j ; u is labeled by an alpha segment iff $h(u)$ is; and u is labeled \bullet iff $h(u)$ is.
3. For every i , the restriction of c to $b(\alpha_i)$ is an ordinary correspondence function between α_i and $h(\alpha_i)$.

Jigsaw parallelism is obtained by simply replacing the words “segment” and “correspondence function” in the definition of ordinary parallelism by “jigsaw segment” and “jigsaw correspondence function”. We extend the syntax of CLLS by *jigsaw parallelism literals* in the straightforward way.

5 VP Ellipsis Using Jigsaw Parallelism

We will now apply jigsaw parallelism constraints to describe the meanings of (2) and (3).

A constraint for (2) is shown in Fig. 5; X_1 will denote the root of the source sentence, Y_1 that of the target sentence. As in Fig. 2, the constraint contains an explicit description of the source clause, descriptions of the parallel elements in the target clause, and a (jigsaw) parallelism constraint. The first parts of this constraint (before the minus symbols) work exactly as before, establishing equality of the semantics except for “John” and “every student”.

But now jigsaw parallelism allows us to exempt the two segments that constitute the meaning of “on a bike” from the parallelism. This is done by subtracting the segment terms Y_3/Y_3' and Y_4/Y_4' on the right-hand side. The corresponding gamma segments on the left-hand side are simply appropriate singletons. They designate the position that Y_3/Y_3' and Y_4/Y_4' must occupy: in any solution of the constraint, the target Y_1/Y_2 must contain a copy of the “go_to_st” fragment. And to correctly represent the semantics of sentence (2), this copy must be

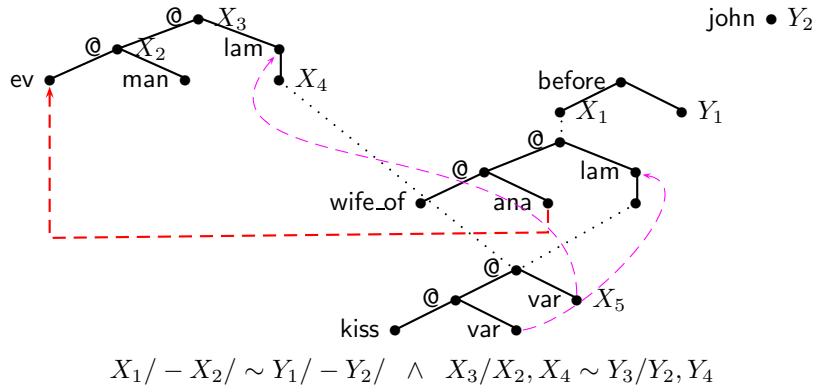


Figure 6: Constraint for sentence (3)

dominated by Y_4' . This is ensured by the fact that X_3 and X_4 dominate X_5 . As the alpha-gamma trees of source and target must be isomorphic, corresponding gamma segments must occupy the same positions.

The analysis of (3) is shown in Fig. 6. Ignoring the anaphoric reference here (which leads to a strict/sloppy ambiguity correctly resolved through the mechanisms in (Egg et al. 2001)), let us take a quick look at the reading in which “every man” takes narrowest scope and the reading in which “every man” takes widest scope (even over the “before”).

In the narrowest-scope reading, X_2 is dominated by X_1 , and the first jigsaw literal behaves exactly like the ordinary parallelism constraint $X_1/X_2 \sim Y_1/Y_2$, which is the original analysis. The second literal is necessarily satisfied in this case.

The wide-scope reading, with $X_4 \triangleleft^* X_1$, is more interesting. Consider the first conjunct, which now enforces that the lambda structures below X_1 and X_2 must be completely parallel. As the denotation of $X_2/$ is not part of the alpha-gamma tree of the left-hand jigsaw segment, Y_2 cannot be below X_2 either. The second conjunct, involving fresh variables Y_3, Y_4 , ensures that the application and abstraction around “every man” have correspondents in the target semantics; these correspondents must be around “John” because Y_2 is a hole of this segment.

The correct binding of the correspondent of X_5 is ensured through the binding rules we have omitted in the definition of parallelism. This binding also automatically entails that Y_4 really dominates this correspondent.¹

¹In fact, we have been somewhat imprecise here, again for lack of space. The original definition of parallelism does not allow binding across different parallelism literals. This is remedied by using *group parallelism* (Bodirsky et al. 2001), into which jigsaw segments and

6 Conclusion

We have shown how to represent some previously difficult cases of VP ellipsis in an extension of CLLS. We have achieved this by defining *jigsaw parallelism*, a generalization of the original parallelism in CLLS which allows us to cut out parts of the corresponding segments.

Jigsaw parallelism is a very versatile tool for tree surgery, which we expect has uses outside of ellipsis. For instance, the TAG operations of substitution, adjunction, and sister adjunction can all be represented using jigsaw parallelism constraints. Adjunction, for example, is expressed by the constraint $\alpha - \gamma \sim \alpha' - \gamma'$ where α, α' are the complete trees before and after the adjunction, γ is a singleton segment at the adjunction site, and γ' is the tree that is to be adjoined.

The next question that needs to be considered is how to process jigsaw parallelism constraints. As soon as it is known whether the gamma segments are in α or not, jigsaw parallelism can be almost completely reduced to a *group parallelism constraint* (Bodirsky et al. 2001) of the alpha segments, but there are some subtleties with binding. This should make it easy to obtain a sound and complete solution procedure from known procedures from group parallelism, but we believe that jigsaw parallelism avoids some hard instances of group parallelism and may thus be amenable to more efficient specific techniques.

Finally, while we have shown how to *represent* some cases of ellipsis, we have said nothing about how to *obtain* these representations from a syntactic analysis. First steps towards this goal in the CLLS framework have been taken in (Egg and Erk 2001); we expect that the great flexibility of jigsaw parallelism will simplify the interface design.

Acknowledgments. The authors are indebted to Markus Egg, David Milward, and Bonnie Webber for fruitful discussions and nasty examples.

References

- Bodirsky, M., K. Erk, A. Koller, and J. Niehren (2001). Beta reduction constraints. In *Proceedings of RTA*, Utrecht, The Netherlands. To appear.
- Crouch, R. (1995). Ellipsis and quantification: A substitutional approach. In *Proceedings of the 7th EACL*, Dublin, pp. 229–236.
- Dalrymple, M., S. Shieber, and F. Pereira (1991). Ellipsis and higher-order unification. *Linguistics & Philosophy* 14, 399–452.
- Egg, M. and K. Erk (2001). A compositional account of VP ellipsis. Submitted, available at <http://www.ps.uni-sb.de/Papers/abstracts/ellhpsg01.html>.
- Egg, M., A. Koller, and J. Niehren (2001). The constraint language for lambda structures. *Journal of Logic, Language, and Computation* 10. To appear, available at <http://www.ps.uni-sb.de/Papers/abstracts/c11s2000.html>.

correspondences can be plugged just as easily.

- Erk, K., A. Koller, and J. Niehren (2001). Processing underspecified semantic representations in the constraint language for lambda structures. *Journal of Language and Computation*. To appear.
- Gardent, C. and M. Kohlhase (1996). Higher-order coloured unification and natural language semantics. In *Proceedings ACL'96*.
- Hirschbühler, P. (1982). VP deletion and across the board quantifier scope. In J. Pustejovsky and P. Sells (Eds.), *NELS 12*, Univ. of Massachusetts.
- Koller, A., J. Niehren, and K. Striegnitz (2000). Relaxing underspecified semantic representations for reinterpretation. *Grammars 3*(2–3). Special issue on MOL 6.